

Test & Burn-In Socket, GU22 molded frame series

Size 22x22mm / 0.87x0.87"

0.4mm pitch 0.5mm pitch
16x16 contact max 10x10 contact max

Pitch 0.4mm (16x16 contact max)
 0.5mm (10x10 contact max)
Acceptable device BGA/QFN (LGA)
Acceptable device size max □7mm/0.28"
(In the case of larger size, consult factory.)

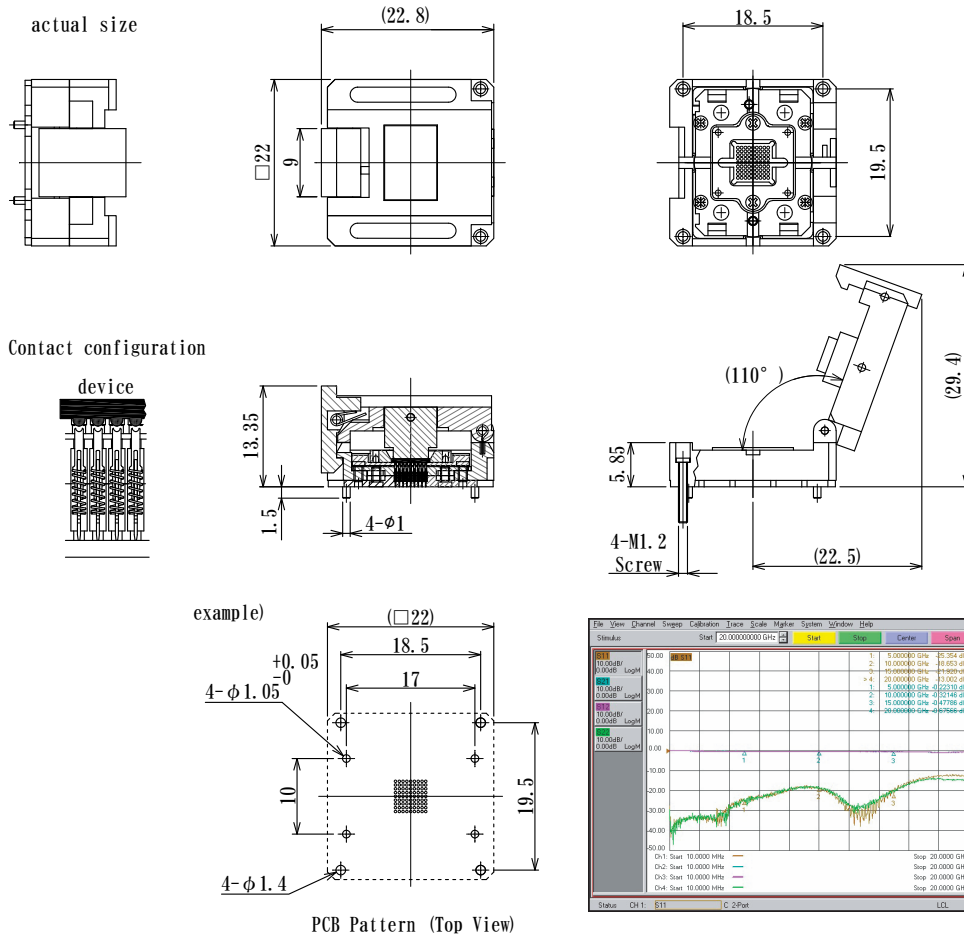


Features:

- Highly reliable M-pin Probes as contact parts
- High Frequency
- Better Thermal condition
- Short delivery time

Specification (typical)

Rate Current : 1.0A at 25°C
Contact Resistance : 100mΩ max
Dielectric Strength Voltage : AC100V rms 1 min
Insulation Resistance : 1000MΩ min at DC100V
Temperature Range : -40°C TO +150°C



●For BGA

How to order

Parts number:
example)

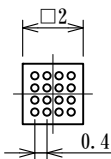
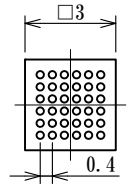
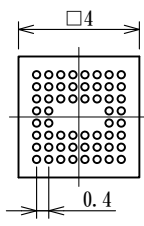
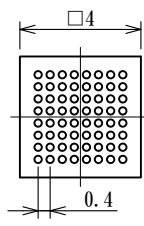
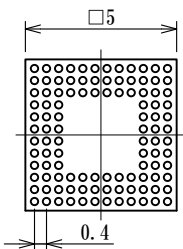
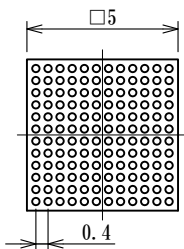
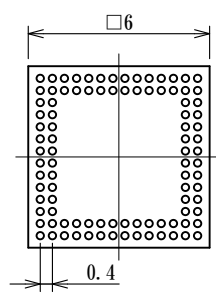
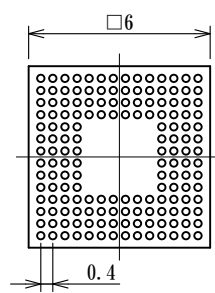
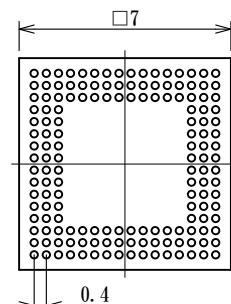
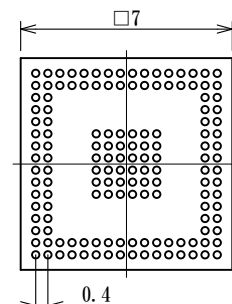
GU22--T

GU22-04B36-30-T045
GU22-05B84-50-T080

Code
See Table. 1

Code
See Table. 2

Table. 1 Device pattern (Bottom View)

0.4mm Pitch	Code	04B16-20	Code	04B36-30	Code	04B56-40	Code	04B64-40
								
	16pin (4x4)		36pin (6x6)		56pin (8x8)		64pin (8x8)	
	Code	04B108-50	Code	04B144-50	Code	04B96-60	Code	04B160-60
								
108pin (12x12)		144pin (12x12)		96pin (14x14)		160pin (14x14)		
Code	04B156-70	Code	04B148-70	Code		Code		
								
156pin (16x16)		148pin (16x16)						

●For BGA

Table.1 Device pattern (Bottom View)

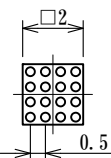
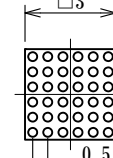
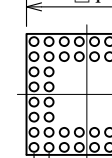
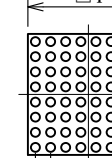
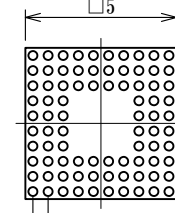
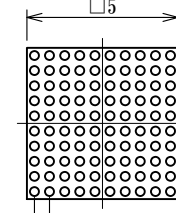
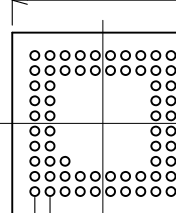
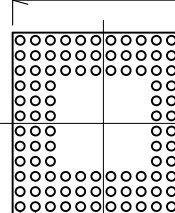
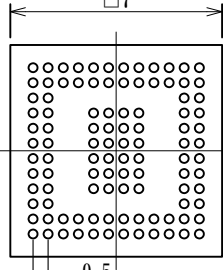
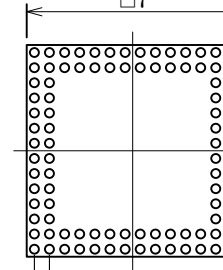
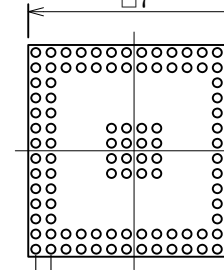
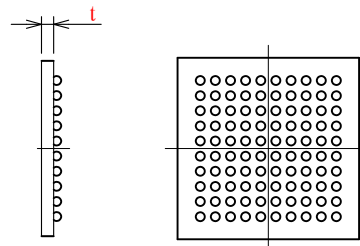
0.5mm Pitch	Code	05B16-20	Code	05B36-30	Code	05B48-40	Code	05B64-40
								
	16pin (4x4)		36pin (6x6)		48pin (8x8)		64pin (8x8)	
	Code	05B84-50	Code	05B100-50	Code	05B65-60	Code	05B108-60
								
	84pin (10x10)		100pin (10x10)		65pin (10x10)		108pin (12x12)	
Code	05B104-70	Code	05B96-70	Code	05B112-70			
								
104pin (12x12)		96pin (14x14)		112pin (14x14)				

Table.2 Device thickness

Code	045	050	055	060	065	070
t (mm)	0.45	0.50	0.55	0.60	0.65	0.70

Code	075	080	085	090
t (mm)	0.75	0.80	0.85	0.90



○We accept IC device foot pattern and thickness other than on this.
Should you have any questions or concerns regarding this matter,
please feel free to contact us.

●For QFN

How to order

Parts number:
example)

GU22- -T

GU22-04Q16-30-T075
GU22-05Q24-40-T100

Code
See Table. 3

Code
See Table. 4

Table. 3 Device pattern (Bottom View)

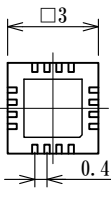
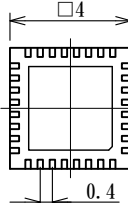
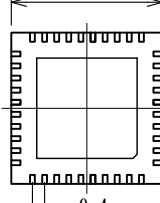
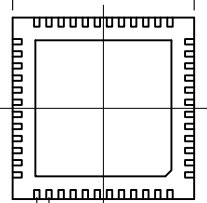
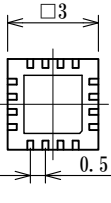
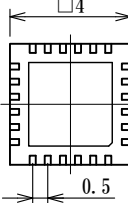
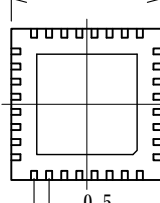
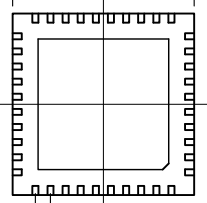
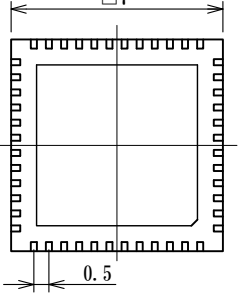
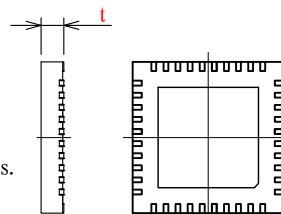
0.4mm Pitch	Code	04Q16-30	Code	04Q32-40	Code	04Q40-50	Code	04Q48-60
	 <p>16pin</p>		 <p>32pin</p>		 <p>40pin</p>		 <p>48pin</p>	
0.5mm Pitch	Code	05Q16-30	Code	05Q24-40	Code	05Q32-50	Code	05Q40-60
	 <p>16pin</p>		 <p>24pin</p>		 <p>32pin</p>		 <p>40pin</p>	
	Code	05Q48-70	Code		Code		Code	
 <p>48pin</p>								

Table. 4 Device thickness

Code	070	075	080	085	090	095	100
t (mm)	0.70	0.75	0.80	0.85	0.90	0.95	1.00



○We accept IC device foot pattern and thickness other than on this.
Should you have any questions or concerns regarding this matter,
please feel free to contact us.