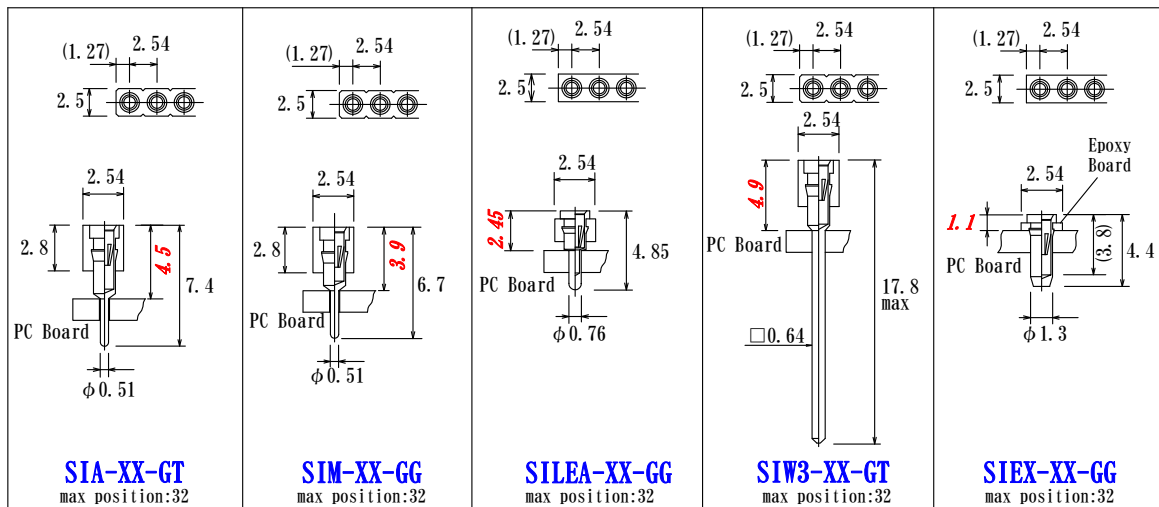



# Socket Terminal SI Series

2.54mm pitch

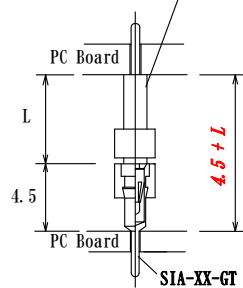
Specifications  
Contact resistance : 15mΩ max  
Rating current : 1.3A  
Temperature range : -55°C~+150°C  
(in case of gold plating)

Materials  
Sleeve : Brass, gold plating over Ni plating  
Contact : Beryllium copper, gold plating over Ni plating  
Insulator : LCP, PPS, or, PBT glass filled  
black UL94V-0

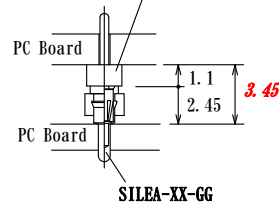


	SIA-XX-GT max position:32	SIM-XX-GG max position:32	SILEA-XX-GG max position:32	SIW3-XX-GT max position:32	SIEX-XX-GG max position:32
Acceptable Plug dia.	φ 0.58~φ 0.35	φ 0.60~φ 0.35	φ 0.52~φ 0.35	φ 0.58~φ 0.35	φ 0.60~φ 0.35
Mating depth	3.7	3.4	3.8	4.1	3.9
Pitch	2.54	2.54	2.54	2.54	2.54
PC board hole dia.	φ 0.80~φ 0.60	φ 0.80~φ 0.60	φ 1.0~φ 0.85	φ 1.2~φ 1.0	φ 1.6~φ 1.4

ISL series  
see page. 9E2




IS series  
see page. 9E7



\*For applicable plugs  
see page. 9E1, 9E2, 9E4, 9E7, 9F1, 9F2

# Socket Terminal SI Series

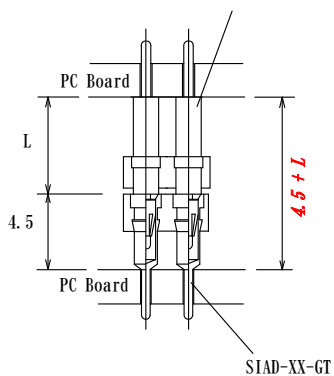
2.54mm pitch



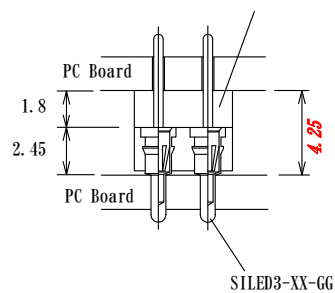
Dimension of Red value shows PC board profile.  
Please note that:  
"socket profile" + "Plug profile" = total PC board space

	<p><b>SIAM-XX-GT</b> max position:32</p>	<p><b>SISM39-SXX-GT</b> max position:32</p>	<p><b>SIAD-XX-GG</b> max position:64</p>	<p><b>SIAD-XX-GT</b> max position:64</p>	<p><b>SILED3-XX-GG</b> max position:64</p>
Applicable plug dia.	$\phi 0.58 \sim \phi 0.35$	$\phi 0.60 \sim \phi 0.35$	$\phi 0.60 \sim \phi 0.35$	$\phi 0.58 \sim \phi 0.35$	$\phi 0.52 \sim \phi 0.35$
Mating depth	3.4	3.2	3.4	3.7	3.8
Pitch	2.54	2.54	2.54	2.54	2.54
PC board hole dia.	Please contact us	pad $\phi 2.0 \sim \phi 1.4$	$\phi 0.80 \sim \phi 0.60$	$\phi 0.80 \sim \phi 0.60$	$\phi 1.0 \sim \phi 0.85$

ISL series  
see page.9E2




IS series  
see page.9E7



# Socket Terminal SI Series

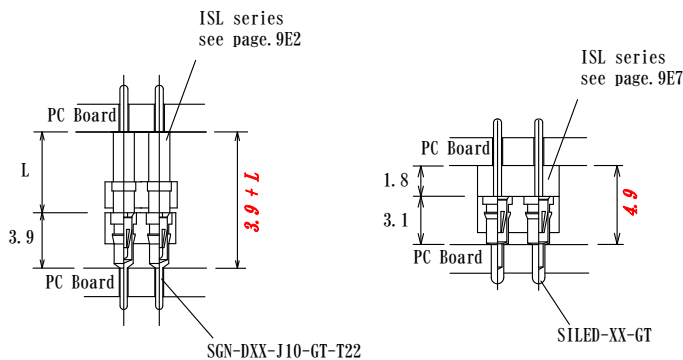
2.54mm Pitch



Dimension of Red value shows PC board profile.  
Please note that:  
"socket profile" + "Plug profile" = total PC board space

	<p><b>SIADM-XX-GT</b> max position:64</p>	<p><b>SGN-DXX-J10-GT-T22</b> max position:64</p>	<p><b>SILED-XX-GT</b> max position:64</p>	<p><b>SISM39-DXX-GT</b> max position:64 表面実装</p>
Applicable plug dia.	$\phi 0.58 \sim \phi 0.35$	$\phi 0.60 \sim \phi 0.35$	$\phi 0.52 \sim \phi 0.35$	$\phi 0.60 \sim \phi 0.35$
Mating depth	3.7	3.4	3.9	3.2
Pitch	2.54	2.54	2.54	2.54
PC board hole dia.	Call factory	$\phi 0.80 \sim \phi 0.60$	$\phi 1.0 \sim \phi 0.85$	pad $\phi 1.4 \sim \phi 2.0$


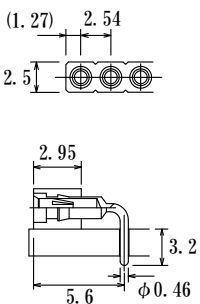
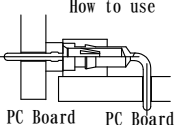

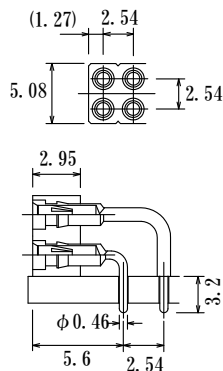
## Mating configuration/Board space (example)

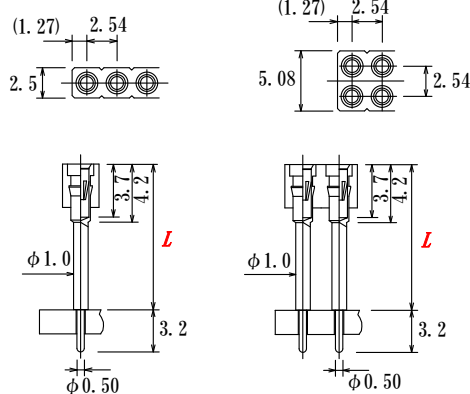



# Socket Terminal SI Series

2.54mm pitch

Dimension of Red value shows PC board profile.  
Please note that:  
"socket profile" + "Plug profile" = total PC board space

  <p><b>SIRB-XX-GT</b> max position:32</p> 	  <p><b>SIRD-XX-GT</b> max position:64</p>	
Applicable plug dia.	φ 0.58 ~ φ 0.35	φ 0.60 ~ φ 0.35
Mating depth	3.7	3.7
Pitch	2.54	2.54
PC board hole dia	Call factory	φ 0.60 ~ φ 0.80

 <p>max position:32</p> <p>max position:64</p>	 <p><b>How to order</b> <b>SIH-SXX-GT-L080</b></p> <p>S:Single in line D: Dual in line</p> <p>L:select from below 060: 6.0mm 080: 8.0 100: 10.0 120: 12.0 150: 15.0</p>	
Applicable plug dia.	φ 0.58 ~ φ 0.35	
Mating depth	3.7	
Pitch	2.54	
PC board hole dia	φ 0.80 ~ φ 0.60	