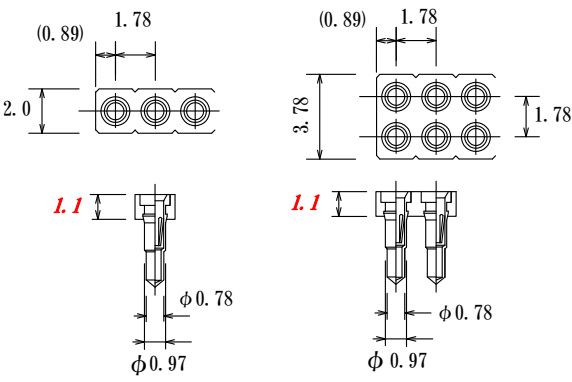
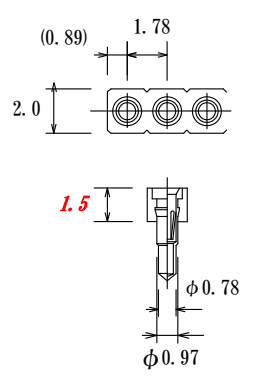
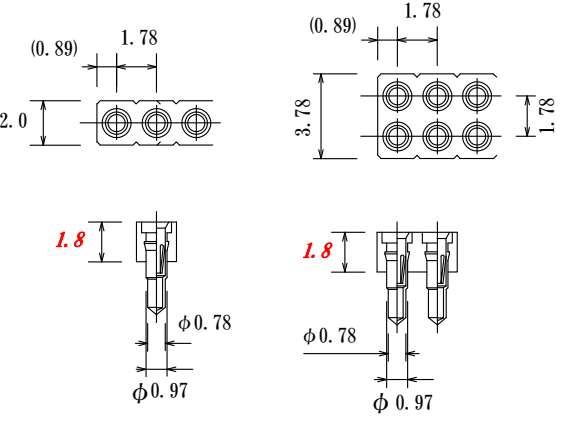
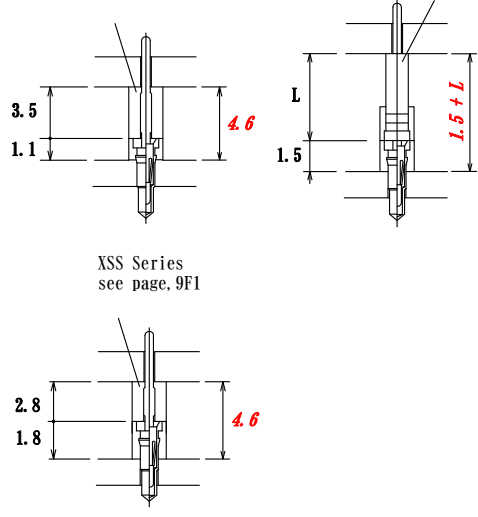


Socket Terminal SGSS Series

1.78mm pitch

 <p style="text-align: center;">SGSN-SXX-NSV0020-GG</p> <p>S: Single in line 32 positions max D: Dual in line max 37x2=74 positions max</p> <p>Socket pin P/N N0010-GG NSF0010-GG NSV0030-GG etc</p> <p>Total number of socket pin</p>	 <p style="text-align: center;">SGSN2-S14-NSV0020-GG</p> <p>S: Single in line D: Dual in line</p> <p>Socket pin P/N N0010-GG NSF0010-GG NSV0030-GG etc</p> <p>Total number of socket pin 4~14 positions</p>
Acceptable Plug dia. : $\phi 0.50 \sim \phi 0.35$	Acceptable Plug dia. : $\phi 0.50 \sim \phi 0.35$
Mating depth : depends on each socket pins	Mating depth : depends on each socket pins
Pitch : 1.78	Pitch : 1.78
PC board hole dia. : $\phi 1.1$ etc	PC board hole dia. : $\phi 1.1$ etc

 <p style="text-align: center;">SGSN18-SXX-NSV0020-GG</p> <p>S: Single in line 32 positions max D: Dual in line max 37x2=74 positions max</p> <p>Socket pin P/N N0010-GG NSF0010-GG NSV0030-GG etc</p> <p>Total number of socket pin</p>	<p style="text-align: center;">Mating configuration/Board space</p> <p>ISS Series see page. 9E6</p> <p>ISSG Series see page. 9E3</p>  <p>XSS Series see page. 9F1</p> <p>*For socket pins, see page. 7E3</p>
Acceptable Plug dia. : $\phi 0.50 \sim \phi 0.35$	
Mating depth : depends on each socket pins	
Pitch : 1.78	
PC board hole dia. : $\phi 1.1$ etc	

Socket Terminal SG Series

1.78mm pitch

SGS-SXX-NSV0020-GG -T11

S: Single in line
40 positions max
D: Dual in line
max 37x2=74 positions max

Socket pin P/N
N0010-GG
NSF0010-GG
NSV0030-GG etc

Insulator height T

Total number of socket pin

	T	H
T11	1.1	1.6
T18	1.8	2.3

Acceptable Plug dia. : $\phi 0.50 \sim \phi 0.35$
Mating depth : depends on each socket pins
Pitch : 1.78
PC board hole dia. : $\phi 1.1$ etc

Mating configuration/
Board space (example)

ISS Series
see page. 9E6

PC Board

PC Board

ISSG Series
see page. 9E3

PC Board

PC Board

SGST-SXX-N0010-GG

S: Single in line
36 positions max
D: Dual in line
max 21x2=42 positions max

Socket pin P/N
N0010-GG
NSF0012-GG

dimensions in case of N0010-GG

Total number of socket pin

Acceptable Plug dia. : $\phi 0.50 \sim \phi 0.35$ Mating depth : depends on each socket pins Pitch : 1.78 PC board hole dia. : $\phi 0.8 \sim 0.6$ etc

Mating configuration/
Board space (example)

PC Board

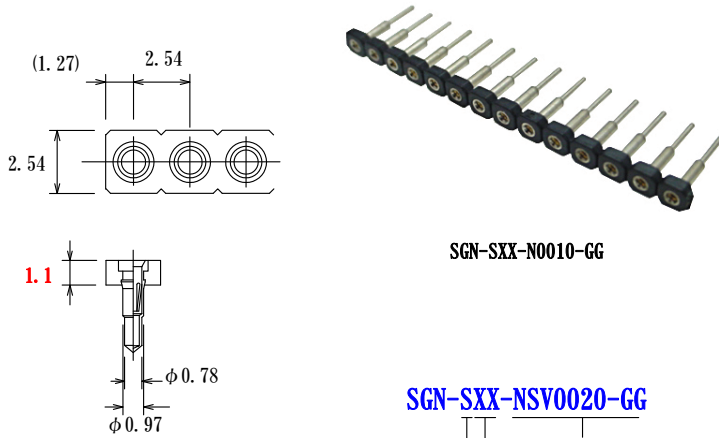
PC Board

SGST-SXX-N0010-GG

*For socket pins, see page. 9E3, 9E6
*For socket pins, see page. 7E2

Socket Terminal SG Series

1.78mm/2.54mm pitch



SGN-SXX-N0010-GG

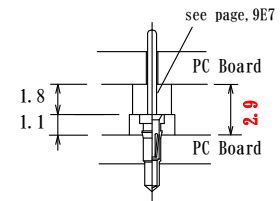
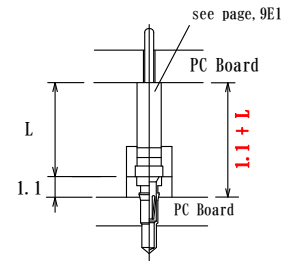
SGN-SXX-NSV0020-GG

Socket pin P/N
N0010-GG
NSF0010-GG
NSV0030-GG etc

S: Single in line

Total number of socket pin
max 32 pins

Mating configuration/ Board space (example)



Acceptable Plug dia. : $\phi 0.50 \sim \phi 0.35$
Mating depth : depends on each socket pins
Pitch : 2.54
PC board hole dia. : $\phi 1.1$ etc

*For socket pins, 9E1, 9E2, 9E4, 9E7, 9F1

*For socket pins, see page. 7E2